



COPY MASTERS

PREKINDERGARTEN-KINDERGARTEN
YEAR 1 | SPRING

Sunday School



Northwestern
Publishing House
Milwaukee, Wisconsin

*I am the light of the world.
Whoever follows me will never walk in darkness,
but will have the light of life.*

John 8:12
(NIV 1984)



Project Coordinators: Owen Dorn, Raymond Schumacher
Editorial Team: Lynn Groth, Jennifer Raasch
Art Director: Karen Knutson
Design Team: Pamela Dunn, Sarah Oberhofer, Lynda Williams
Illustrators (line art): Nan Pollard, Sally Springer

We extend our thanks to the many employees of Northwestern Publishing House who have contributed to this project.

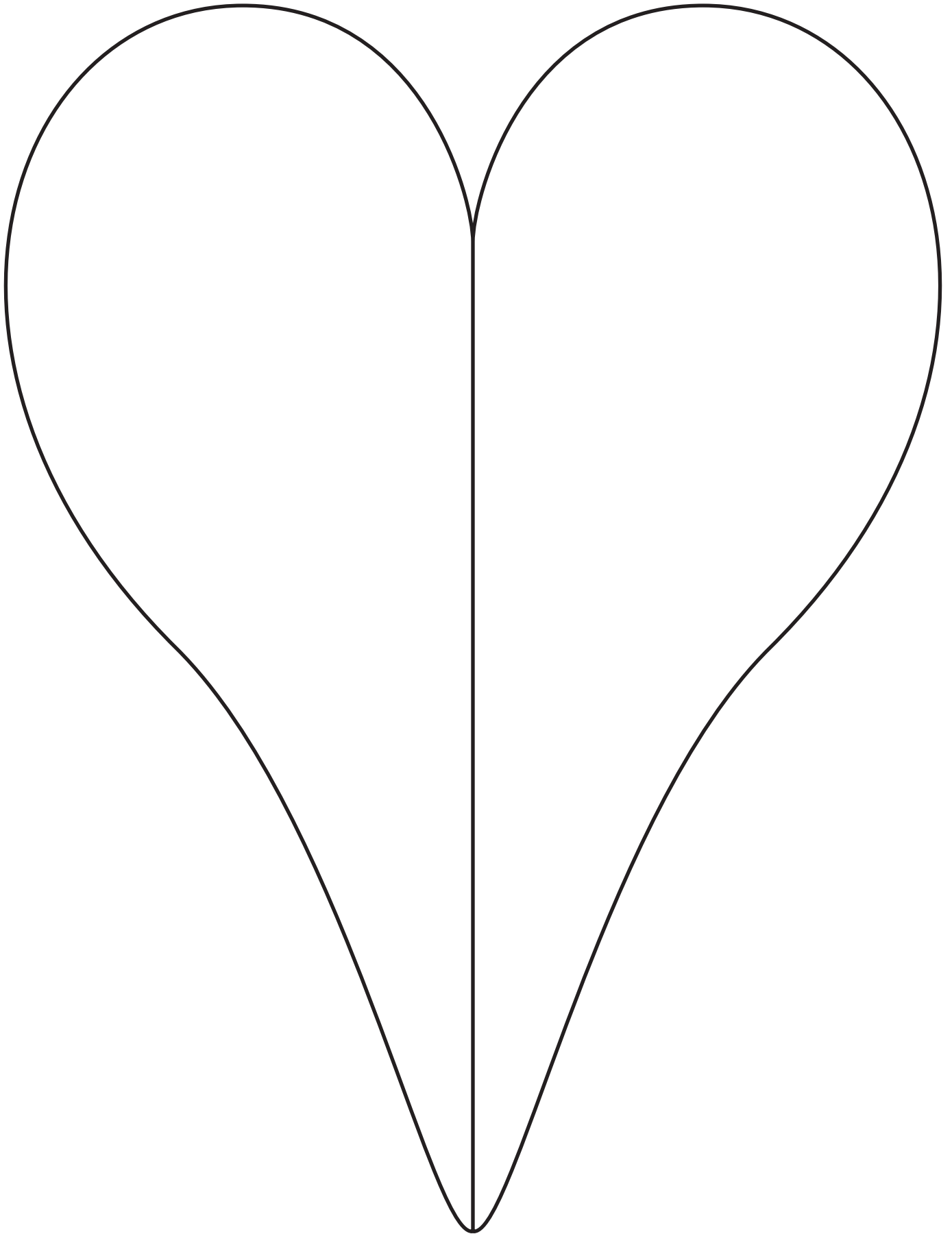
Hymn and hymnal references, unless otherwise indicated, are to *Christian Worship: A Lutheran Hymnal*. © 1993 by Northwestern Publishing House.

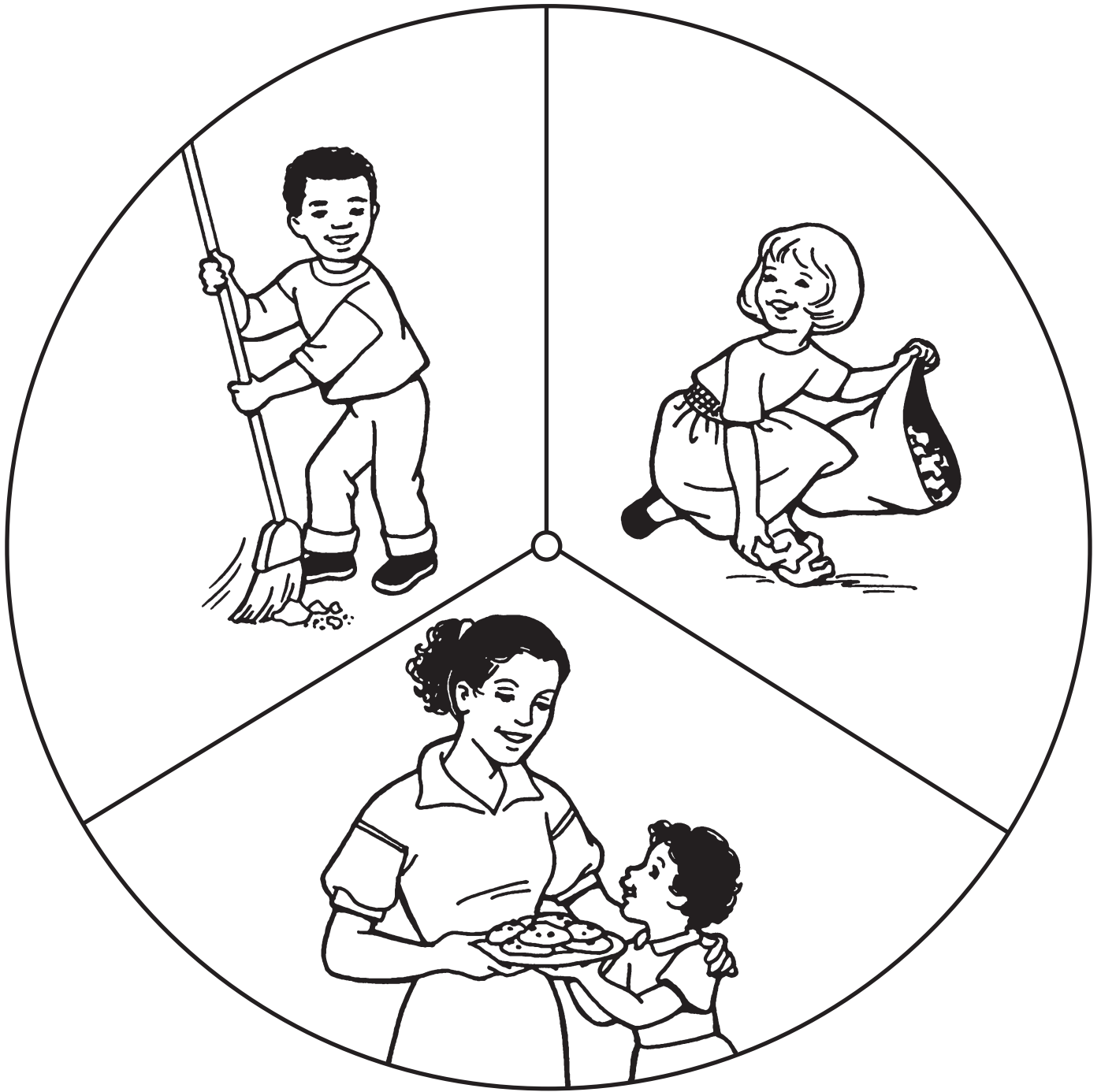
Catechism materials are taken from *Luther's Catechism: Revised*. © 1998 by Northwestern Publishing House.

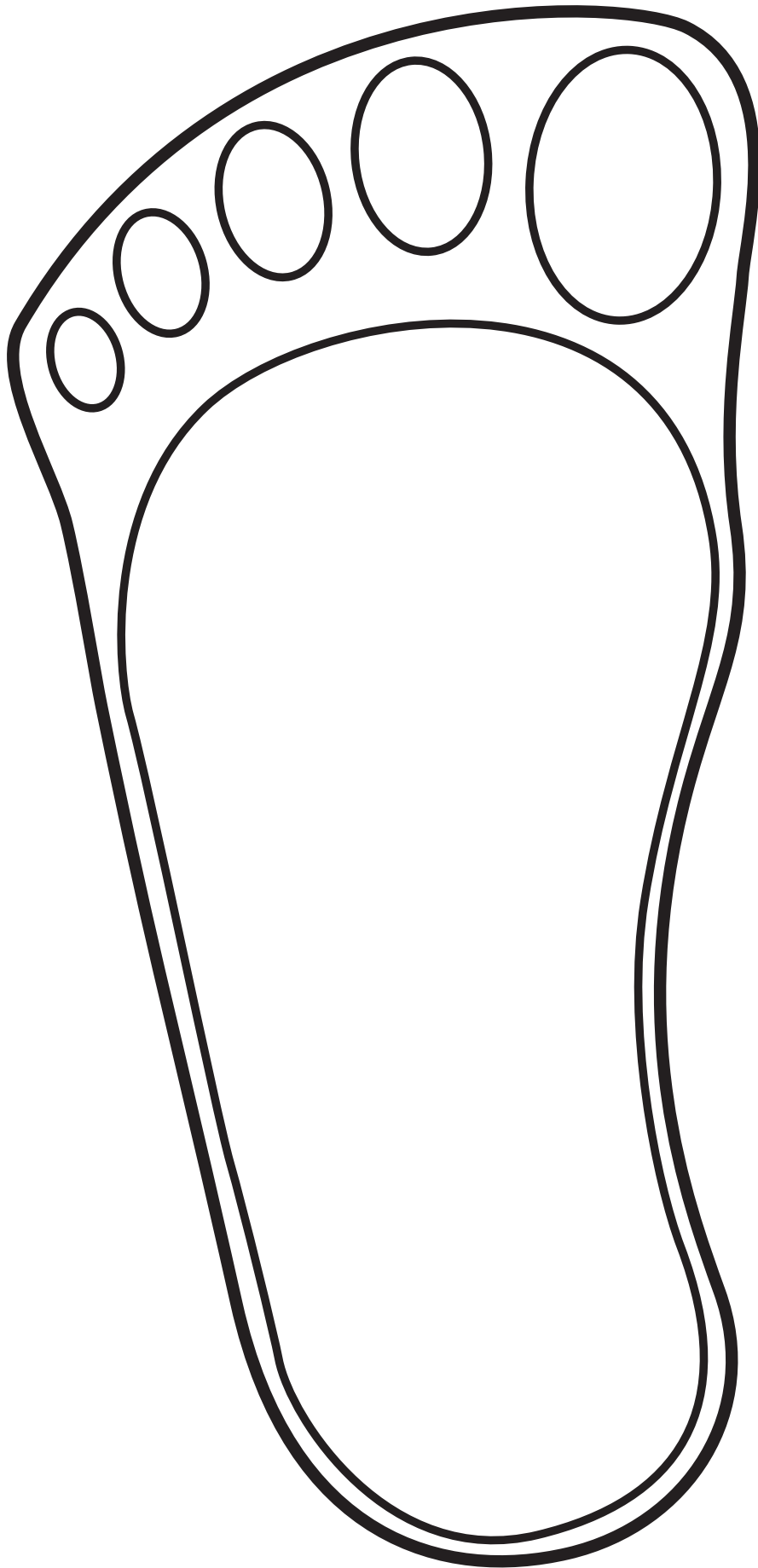
Christ-Light and the Christ-Light logo are registered property of Northwestern Publishing House.

Northwestern Publishing House
1250 N. 113th St., Milwaukee, WI 53226-3284
www.nph.net
© 2012 by Northwestern Publishing House
Published 2012
Printed in the United States of America
ISBN 978-0-8100-2130-3

All rights reserved. The contents of this CD may be reproduced and used only by the purchasing school or congregation. Sharing this material with other congregations or schools is prohibited.









A Little Kindness

(Recipe of Love)

Mary Dorn Lippert

G C G Amin

1. Je - sus died to save us— how he loves us
2. Take a lit - tle kind - ness and some lov - ing

C D D7 G C G

so! Now we will o - bey him— thank - ful - ness to show.
too. Put them both to - geth - er for a spe - cial stew.

G Amin C

He said treat all peo - ple as we'd like to be.
Serve it on a good deed to some - bod - y who

D C G C G

This we do by fol - low - ing his re - ci - pe:
Needs a help - ing hand, and then say, "God loves you!"

Suggested actions:

- 2. Take . . . and—each child extends one hand, palm up, and then the other
- Put—put palms together and rub in a circular motion
- Serve—extend cupped hands
- Needs . . . “God—put one hand over heart, point out with index finger of the other

Text, Tune, Setting: © 2006 Northwestern Publishing House. All rights reserved.



Be Kind

Lynn Groth

D A7 D D A

1. Be kind to one an - oth - er. Be glad that you can
2. Be help - ful to your neigh - bor, And be for - giv - ing

D G D A7 D

share. Be look - ing here and there for ways To show how much you care.
too. Be glad to share the Sav - ior's love In ev - 'ry - thing you do.

The song above and the rhyming verses below can be used together as a simple play:

- Sing stanza 1 of the song.
- Speak verse 1 below.
- Sing stanza 1 again.
- Speak verse 2 below.
- Close by singing stanza 2 of the song.

You may choose to group the children in pairs and have them act out the verses. You may want to use a real coat, snack, crayon, rake, and card.

1. May I help you with your coat?—*pretend to hold coat for someone*
Please, let me get the door.—*pretend to open door*
I can share my snack with you.—*pretend to open snack*
Still hungry? Have some more!
2. Here! You dropped your crayon.—*pretend to pick up crayon*
Let's rake our neighbor's yard.—*pretend to rake*
Let's help people sad or sick.
Let's make a get-well card!—*hold hands with palms together; open; close*

Setting by Carl Nolte. Text, Tune, Setting: © 1997 Northwestern Publishing House. All rights reserved.