



COPY MASTERS

GRADES 3-4
YEAR 1 | SPRING

Sunday School



Northwestern
Publishing House
Milwaukee, Wisconsin

*I am the light of the world.
Whoever follows me will never walk in darkness,
but will have the light of life.*

John 8:12
(NIV 1984)



Project Coordinators: Owen Dorn, Raymond Schumacher
Editorial Team: Lynn Groth, Jane Mose, Deborah Schuh
Art Director: Karen Knutson
Design Team: Diane Cook, Pamela Dunn, Scott Meyer, Sarah Oberhofer,
Lynda Williams
Illustrator (line art): Nan Pollard
Illustrator (full-color): Phyllis Pollema-Cahill

We extend our thanks to the many employees of Northwestern Publishing House who have contributed to this project.


Hymn and hymnal references, unless otherwise indicated, are to *Christian Worship: A Lutheran Hymnal*. © 1993 by Northwestern Publishing House.


Catechism materials are taken from *Luther's Catechism: Revised*. © 1998 by Northwestern Publishing House.

Christ-Light and the Christ-Light logo are registered property of Northwestern Publishing House.

Northwestern Publishing House
1250 N. 113th St., Milwaukee, WI 53226-3284
www.nph.net
© 2012 by Northwestern Publishing House
Published 2012
Printed in the United States of America
ISBN 978-0-8100-2134-1

All rights reserved. The contents of this CD may be reproduced and used only by the purchasing school or congregation. Sharing this material with other congregations or schools is prohibited.





I'm in the Same Boat With Jesus



John Folkening

F B \flat F7 B \flat F B \flat F7 B \flat F

1. A boat ride in a storm
storms we face in life

B \flat C7 F B \flat F7 B \flat

ain't no walk through the park.
can be scar - y and wild;

F B \flat F7 B \flat

The waves get might - y high, the
I feel I'm all a - lone, for -

F B \flat F7 B \flat

sky turns, oh, so dark.
get that I'm God's child.

I'm in the Same Boat With Jesus, cont.

F B \flat F7 B \flat C B \flat C7

I'm real-ly glad that Je-sus is in the same boat with me.—
 I'm real-ly glad that Je-sus is in the same boat with me.—

F B \flat F7 B \flat C F

I'm in the same boat— with Je-sus,

B \flat C7 F B \flat F7 B \flat

And that's where I want to be.—

F B \flat F7 B \flat 7

I'm in the same boat with Je - sus,

I'm in the Same Boat With Jesus, cont.

C7 F B♭ F7 B♭

No mat - ter how rough the sea.

F B♭ F7 C B

'Cause Je - sus won't let me

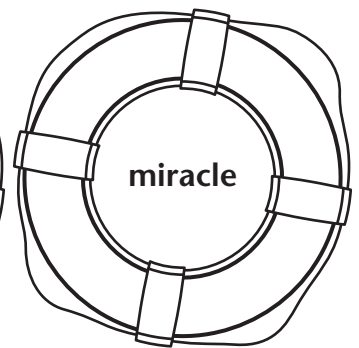
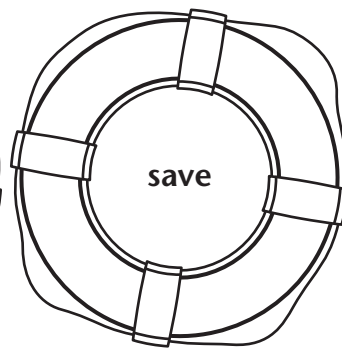
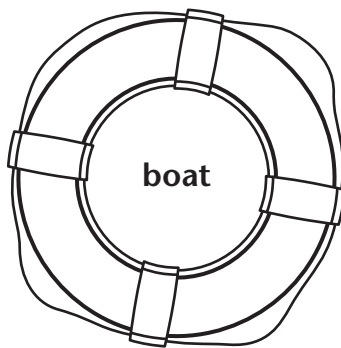
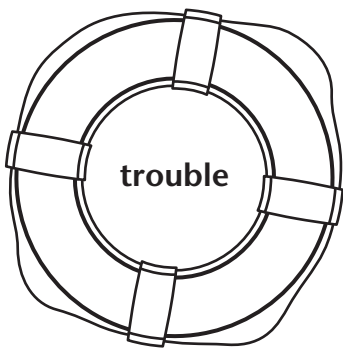
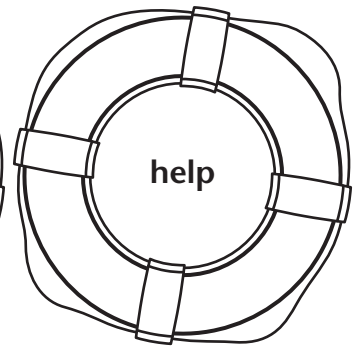
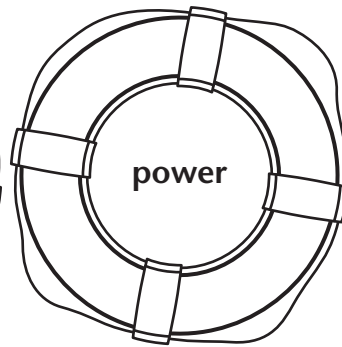
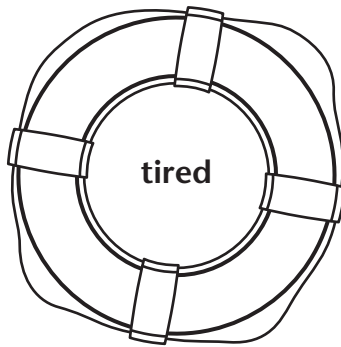
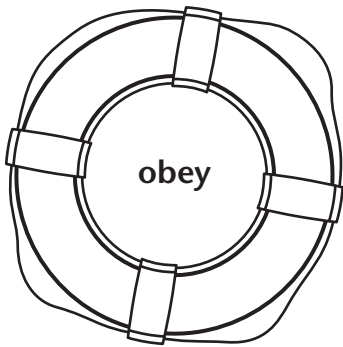
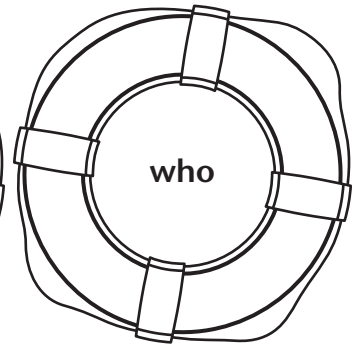
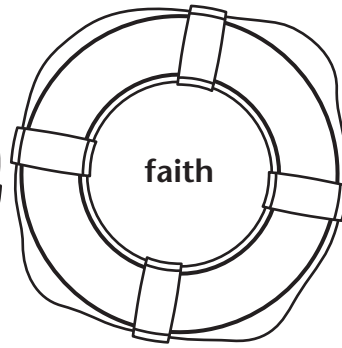
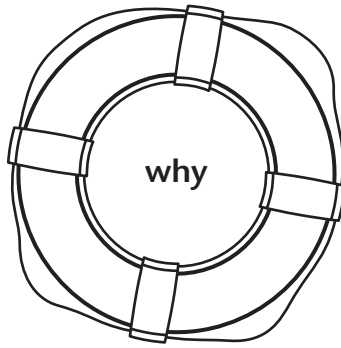
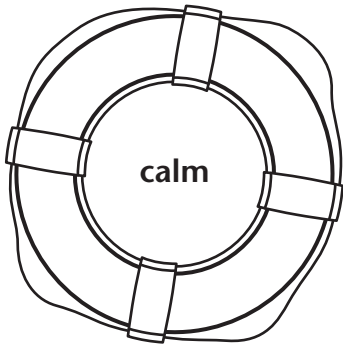
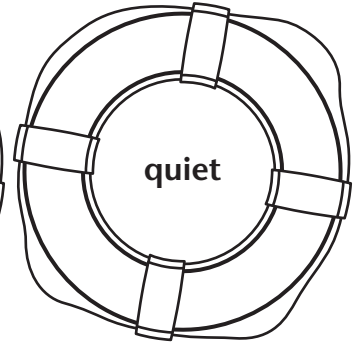
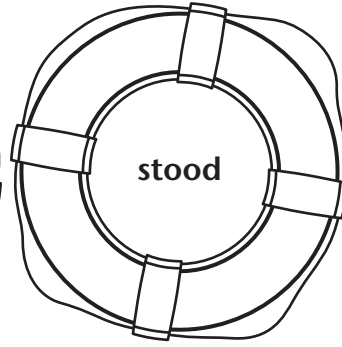
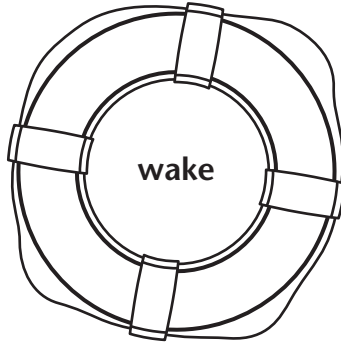
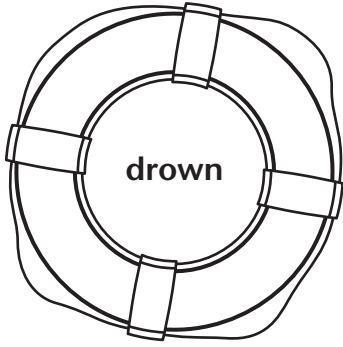
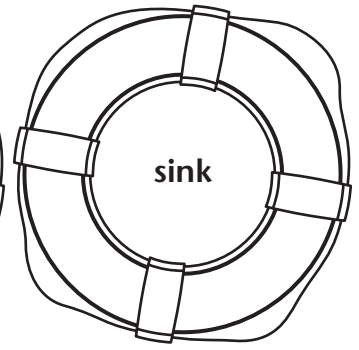
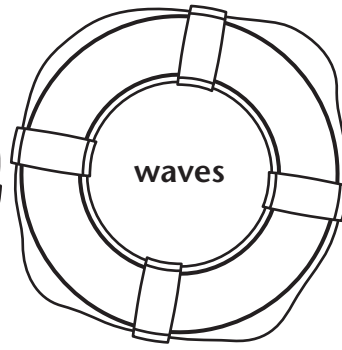
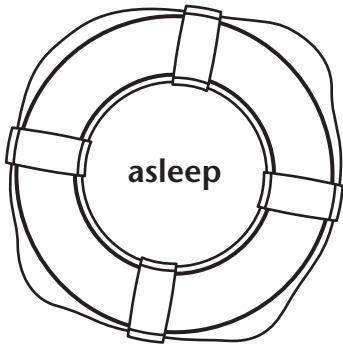
B♭ C7 F B♭ F7 B♭

sink; He proved it on Cal - va - ry.

1. C7 2. F F# F F7

2. The

Text, Tune, Setting: From *Super Songs for Christ's Kids* © 1999 Concordia Publishing House. All rights reserved. Used with permission.



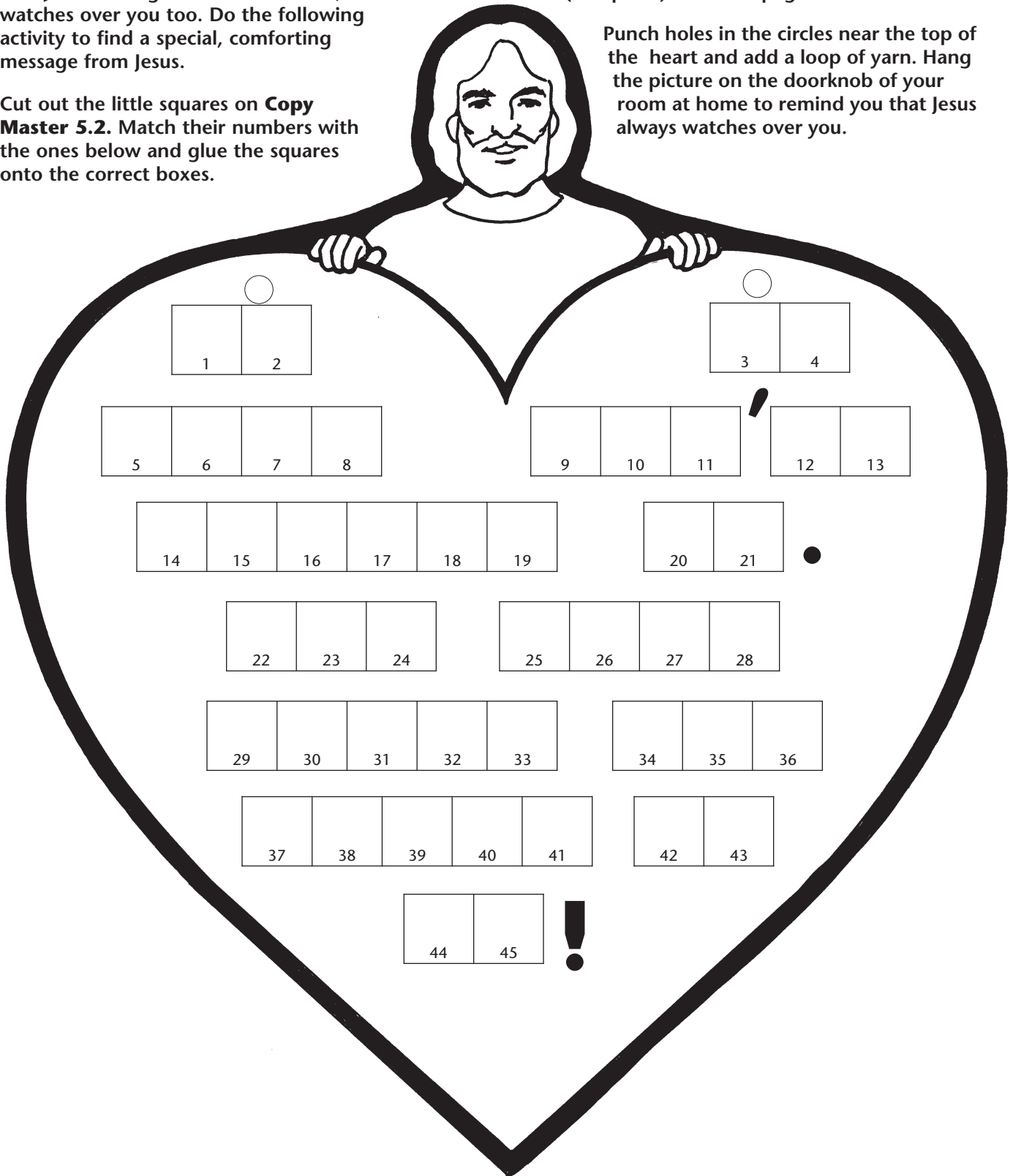
Trust Him With All Your Heart

➔ Jesus took care of his disciples during that terrible storm, and he watches over you too. Do the following activity to find a special, comforting message from Jesus.

Then cut out the picture of Jesus and the heart (one piece) from this page.

Cut out the little squares on **Copy Master 5.2**. Match their numbers with the ones below and glue the squares onto the correct boxes.

Punch holes in the circles near the top of the heart and add a loop of yarn. Hang the picture on the doorknob of your room at home to remind you that Jesus always watches over you.





O 10	Y 25	T 37	P 22	L 12	Y 18	M 3	I 31	E 8
T 32	E 21	A 34	U 11	T 41	R 7	E 45	A 17	T 24
L 13	U 39	A 6	F 29	W 16	I 1	U 27	R 38	I 42
Y 4	A 30	N 35	U 23	S 19	H 33	S 40	N 43	R 28
L 15	O 26	N 2	A 14	M 44	C 5	D 36	B 20	Y 9

Other ideas for your doorknob hanger:

- Decorate your doorknob hanger by coloring it with markers, crayons, or colored pencils.
- Cut a larger heart out of red construction paper. Glue the heart with Jesus' picture and message onto the red heart to make it look nicer and last longer.
- Use this project as a wall hanging instead of a doorknob hanger.
- Make one of these "heart messages" for someone who is sick or in the hospital. It will remind that person to trust Jesus for help in times of trouble.



Ev'rybody Ought to Know

Linda Moeller, st. 1,2

Traditional

Refrain F

Ev' - ry - bod - y ought to know, Ev' - ry - bod - y ought to

D7 Gmin

know, Ev' - ry - bod - y ought to know

C7 1., 2. F Bb F to stanzas 1 and 2 3. F Bb F Fine

Who Je - sus is. is.

F Caug F7 Bb

1. All our sins were like an o -
2. Je - sus died and rose to save

Ev'rybody Ought to Know, cont.

F C

cean. We were drown - ing day by day.
us, Ev - en though he's God's own Son.

Detailed description: This system of music features a treble and bass staff. The treble staff has a key signature of one flat (Bb) and a common time signature. The melody begins with a quarter rest, followed by quarter notes G4, A4, Bb4, and C5. Chords F and C are indicated above the staff. The bass staff provides a simple accompaniment with quarter notes G2, F2, E2, and D2.

F Bb

Then our life pre - serv - er, Je -
Now we're safe in - side his life -

Detailed description: This system continues the melody. The treble staff shows a half note G4, followed by quarter notes A4, Bb4, and C5. Chords F and Bb are indicated. The bass staff continues with quarter notes G2, F2, E2, and D2.

F C7 F *to Refrain*

sus, boat Came and took our sins a - way.
Where there's room for ev - 'ry - one.

Detailed description: This system concludes the piece. The treble staff features a half note G4, followed by quarter notes A4, Bb4, and C5. Chords F, C7, and F are indicated. The melody ends with a half note G4. The bass staff continues with quarter notes G2, F2, E2, and D2. The system ends with a double bar line and the instruction 'to Refrain'.

Text st. 1,2: © 2005 Linda Moeller. All rights reserved. Used with permission.

Jesus Helps

PART 1 It's time to draw! Read each sentence. At the right, find the word or phrase that completes the sentence. Draw the picture of the answer in the empty box in front of the sentence and write the answer on the line. The first one has been done for you. (Not all the answers will be used.)




1. Jesus often went to towns along the Sea of Galilee.



2. One evening Jesus and his disciples got into a _____ and crossed the sea.



3. Suddenly a violent _____ came up!



4. The disciples were afraid the boat would _____.



5. Jesus ordered the _____ and water to be still.



6. Immediately the storm _____.



windstorm



stopped



Sea of Galilee



wind



boat



sink



sea animal




crash

PART 2 When should we go to Jesus for help? Check each item below that tells a time to ask Jesus for help.

- _____ You have to take a test at school.
- _____ Your best friend is angry with you.
- _____ Your mother and father are fighting.
- _____ You lost your homework on the way to school.

PART 3 Circle each picture below that shows something over which Jesus has power.



thunderstorms



sickness



accidents



snowstorms

Three Chapters, One Lesson

PART 1

The story of Jesus calming the storm is found in three places in the Bible: **Matthew 8:23-27**; **Mark 4:35-41**; and **Luke 8:22-25**. Find the story in each of these chapters. Then complete the chart by writing the verse numbers in which the events can be found in the three Bible chapters. The first row has been done for you.

	Matthew 8	Mark 4	Luke 8
1. Jesus and his disciples got into a boat.	v. 23	v. 36	v. 22
2. A furious storm came up.			
3. The disciples woke up Jesus.			
4. Jesus told the wind and waves to be calm.			
5. Jesus scolded the disciples for being afraid and having little faith.			
6. The disciples asked one another, "Who is this?"			

PART 2

Imagine that one of the disciples has asked you, "Who is this?" after Jesus calmed the storm. How would you answer? Make the head look like you, and write what you would say.

